

Monthly Hotel Establishments Report Abu Dhabi Emirate

November & Year to Date (January - November)

2015

587
5203
07164932150

Hotel Establishment Statistics

Abu Dhabi Emirate

Rooms Summary

November 2015	Hotels & Apartments	Rooms (Total Inventory)	Share %
Hotel Establishments	167	29,679	100%
Hotels	108	22,982	77%
5 Star	39	10,785	
4 Star	33	7,031	
3 Star	22	4,039	
2 Star	9	767	
1 Star	5	360	
Hotel Apartments	59	6,697	23%
Deluxe	20	3,301	
Superior	23	2,538	
Standard	16	858	

Hotels Opened during October 2015:

2-Queen Palace Hotel-4 Star (93 rooms) -Abu Dhabi city.

Please Note:

Due to an up-grade and down-grade of some hotel establishment classifications during the last month, the total rooms of certain categories have changed. In addition, one hotel have amended the total number of rooms available as part of their inventory. This change has also been reflected in the table above.



Hotel Establishment Statistics

Abu Dhabi Emirate

Hotel Establishments Executive Summary

November 2015

- November 2015 showed an increase of 10% in guest arrivals when compared to last year, with the total number of hotel guest arrivals at 343,766.
- The number of hotel guest nights increased by 22% to 1,190,826 guest nights in November 2015.
- The average length of stay increased by 10% in November 2015 (3.46 nights) when compared to last year.
- Hotel occupancy decreased by 1% in November 2015 (83%) in comparison to 2014.
- Total revenue for hotel establishments decreased by 2% in November 2015 (AED 753 Million), room revenue decreased by 3%, while food & beverage revenue decreased by 4%.



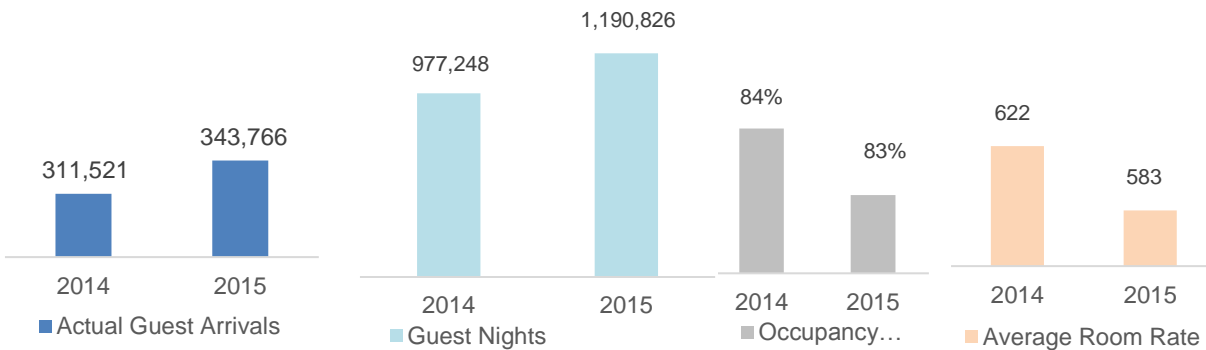
Hotel Establishment Statistics

Abu Dhabi Emirate

Hotel Establishments Main Indicators Summary

November 2015

Indicator	November		
	2015	2014	Growth Rate %
Actual Guest Arrivals	343,766	311,521	10% ▲
Guest Nights	1,190,826	977,248	22% ▲
Room Nights	790,666	702,634	13% ▲
Average Length of Stay	3.46	3.14	10% ▲
Occupancy Rate %	83%	84%	-1% ▼
Room Revenue	428,514,509	441,053,690	-3% ▼
Food & Beverages Revenues	244,791,630	255,922,615	-4% ▼
Other Revenue	80,084,635	72,559,484	10% ▲
Total Revenue	753,390,775	769,535,790	-2% ▼
ARR	583	622	-6% ▼
REV PAR	482	523	-8% ▼

























Hotel Establishment Statistics

Abu Dhabi Emirate

Top 10 Nationalities

November 2015

	Share %	Growth%	Guests	Average Length of Stay
1 UAE	31%	14% ▲	 105,880	 3.83
2 UK	8%	8% ▲	 27,039	 4.14
3 India	8%	28% ▲	 26,314	 3.37
4 US	4%	11% ▲	 14,254	 4.43
5 Germany	4%	1% ▲	 13,799	 4.07
6 China	3%	0% ▼	 11,841	 1.69
7 Egypt	3%	30% ▲	 10,920	 2.91
8 Philippines	3%	17% ▲	 10,239	 2.37
9 Italy	2%	18% ▲	 7,945	 3.86
10 KSA	2%	14% ▲	 6,984	 2.46

Total Hotel Establishment Guests 343,766



Hotel Establishment Statistics

Abu Dhabi Emirate

Top 25 Nationalities

November 2015

	Nationality	Guest Arrivals			Guestnights			Average Length of Stay		
		2015	2014	Growth Rate %	2015	2014	Growth Rate %	2015	2014	Growth Rate %
1	UAE	105,880	92,748	14% ▲	405,196	220,442	84% ▲	3.83	2.38	61% ▲
2	UK	27,039	24,978	8% ▲	112,047	108,198	4% ▲	4.14	4.33	-4% ▼
3	India	26,314	20,540	28% ▲	88,664	78,683	13% ▲	3.37	3.83	-12% ▼
4	US	14,254	12,806	11% ▲	63,095	61,199	3% ▲	4.43	4.78	-7% ▼
5	Germany	13,799	13,698	1% ▲	56,120	54,877	2% ▲	4.07	4.01	2% ▲
6	China	11,841	11,872	0% ▼	20,057	19,890	1% ▲	1.69	1.68	1% ▲
7	Egypt	10,920	8,410	30% ▲	31,775	23,570	35% ▲	2.91	2.80	4% ▲
8	Philippines	10,239	8,783	17% ▲	24,243	27,569	-12% ▼	2.37	3.14	-25% ▼
9	Italy	7,945	6,745	18% ▲	30,706	27,818	10% ▲	3.86	4.12	-6% ▼
10	KSA	6,984	6,147	14% ▲	17,184	15,551	11% ▲	2.46	2.53	-3% ▼
11	Jordan	6,902	5,607	23% ▲	19,297	16,710	15% ▲	2.80	2.98	-6% ▼
12	France	6,345	6,194	2% ▲	20,800	21,878	-5% ▼	3.28	3.53	-7% ▼
13	Pakistan	6,210	4,989	24% ▲	15,135	12,849	18% ▲	2.44	2.58	-5% ▼
14	Syria	4,868	3,866	26% ▲	10,616	7,480	42% ▲	2.18	1.93	13% ▲
15	Australia	4,565	4,246	8% ▲	15,319	15,065	2% ▲	3.36	3.55	-5% ▼
16	Oman	4,366	6,422	-32% ▼	8,152	10,551	-23% ▼	1.87	1.64	14% ▲
17	Canada	3,682	3,873	-5% ▼	14,870	14,517	2% ▲	4.04	3.75	8% ▲
18	Lebanon	3,636	3,726	-2% ▼	11,393	12,410	-8% ▼	3.13	3.33	-6% ▼
19	Ireland	2,697	2,135	26% ▲	8,221	8,511	-3% ▼	3.05	3.99	-24% ▼
20	Switzerland	2,650	2,941	-10% ▼	10,557	9,847	7% ▲	3.98	3.35	19% ▲
21	South Africa	2,360	1,473	60% ▲	8,307	6,449	29% ▲	3.52	4.38	-20% ▼
22	Netherlands (Holland)	2,346	2,366	-1% ▼	8,754	9,029	-3% ▼	3.73	3.82	-2% ▼
23	Morocco	2,319	1,917	21% ▲	7,529	6,419	17% ▲	3.25	3.35	-3% ▼
24	Russia	2,293	3,405	-33% ▼	11,385	16,976	-33% ▼	4.97	4.99	0% ▼
25	Palestine	1,866	1,433	30% ▲	3,502	2,855	23% ▲	1.88	1.99	-6% ▼



Hotel Establishment Statistics

Abu Dhabi Emirate

Hotel Establishments Executive Summary

Year To Date (January - November) 2015

- The number of guests showed an increase of 18% in year to date (January - November) 2015 when compared to last year, with the total number of hotel guest arrivals at 3,716,118.
- The number of hotel guest nights increased by 15% to 10,883,362 guest nights.
- The average length of stay for year to date decreased by 3% in comparison to same period of 2014.
- Hotel occupancy recorded 1% increase (75.2%) in comparison to last year.
- Total revenue for hotel establishments recorded 6% increase (AED 5,992 Billion), room revenue increased by 8%, while no change in food & beverage revenue .



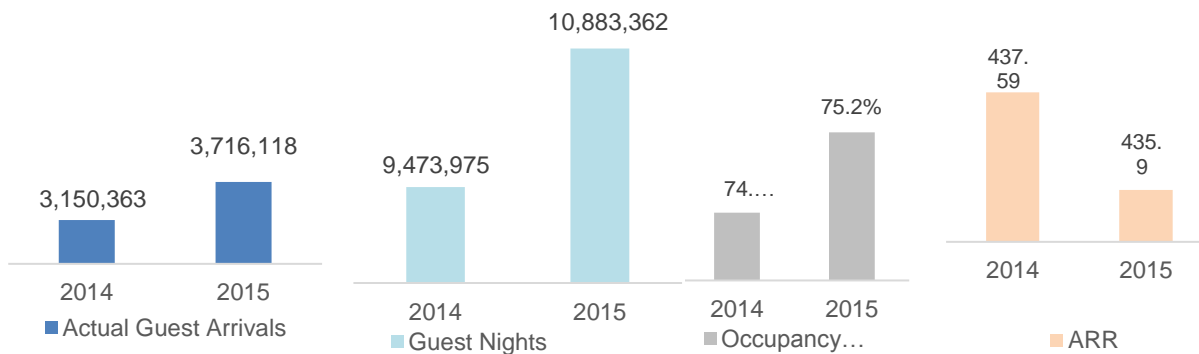
Hotel Establishment Statistics

Abu Dhabi Emirate

Hotel Establishments Main Indicators Summary

Year To Date (January - November) 2015

Indicator	Year To Date (January - November)		
	2015	2014	Growth Rate %
Actual Guest Arrivals	3,716,118	3,150,363	18% ▲
Guest Nights	10,883,362	9,473,975	15% ▲
Room Nights	7,367,235	6,626,840	11% ▲
Average Length of Stay	2.93	3.01	-3% ▼
Occupancy Rate %	75.2%	74.6%	1% ▲
Room Revenue	3,159,806,353	2,930,570,410	8% ▲
Food & Beverages Revenues	2,096,255,760	2,100,259,727	0% ▼
Other Revenue	736,024,297	611,493,644	20% ▲
Total Revenue	5,992,086,409	5,642,323,781	6% ▲
ARR	436	438	0% ▼
REV PAR	328	326	1% ▲





Hotel Establishment Statistics

Abu Dhabi Emirate

Top 10 Nationalities

Year To Date (January - November) 2015

	Share %	Growth%	Guests	Average Length of Stay
1 UAE	33%	19% ▲	1,242,556	2.56
2 India	7%	21% ▲	250,235	3.58
3 UK	6%	15% ▲	210,676	4.16
4 China	4%	57% ▲	163,391	1.48
5 US	4%	28% ▲	141,624	4.52
6 Germany	4%	13% ▲	135,409	4.18
7 Philippines	4%	28% ▲	134,746	1.98
8 KSA	3%	20% ▲	126,364	2.30
9 Egypt	3%	17% ▲	118,920	2.74
10 Jordan	2%	11% ▲	78,313	2.74

Total Hotel Establishment Guests

3,716,118



Hotel Establishment Statistics

Abu Dhabi Emirate

Top 25 Nationalities

Year To Date (January - November) 2015

Rank	Nationality	Guest Arrivals			Guestnights			Average Length of Stay		
		2015	2014	Growth Rate %	2015	2014	Growth Rate %	2015	2014	Growth Rate %
1	UAE	1,242,556	1,044,503	19% ▲	3,183,869	2,393,120	33% ▲	2.56	2.29	12% ▲
2	India	250,235	207,136	21% ▲	895,129	773,661	16% ▲	3.58	3.74	-4% ▼
3	UK	210,676	183,903	15% ▲	876,917	796,309	10% ▲	4.16	4.33	-4% ▼
4	China	163,391	104,365	57% ▲	242,336	176,546	37% ▲	1.48	1.69	-12% ▼
5	US	141,624	110,855	28% ▲	640,679	549,529	17% ▲	4.52	4.96	-9% ▼
6	Germany	135,409	120,333	13% ▲	565,650	561,000	1% ▲	4.18	4.66	-10% ▼
7	Philippines	134,746	105,647	28% ▲	267,457	284,944	-6% ▼	1.98	2.70	-26% ▼
8	KSA	126,364	105,477	20% ▲	290,034	231,630	25% ▲	2.30	2.20	5% ▲
9	Egypt	118,920	101,278	17% ▲	325,618	274,231	19% ▲	2.74	2.71	1% ▲
10	Jordan	78,313	70,706	11% ▲	214,940	197,098	9% ▲	2.74	2.79	-2% ▼
11	Pakistan	69,537	59,058	18% ▲	168,026	147,276	14% ▲	2.42	2.49	-3% ▼
12	Italy	62,308	48,596	28% ▲	241,026	211,431	14% ▲	3.87	4.35	-11% ▼
13	Syria	58,741	54,420	8% ▲	119,729	113,898	5% ▲	2.04	2.09	-3% ▼
14	Oman	57,541	54,512	6% ▲	96,939	99,671	-3% ▼	1.68	1.83	-8% ▼
15	France	54,053	51,788	4% ▲	192,694	188,296	2% ▲	3.56	3.64	-2% ▼
16	Australia	51,609	45,318	14% ▲	153,025	147,498	4% ▲	2.97	3.25	-9% ▼
17	Lebanon	37,338	35,023	7% ▲	112,271	111,184	1% ▲	3.01	3.17	-5% ▼
18	Canada	32,744	30,143	9% ▲	133,121	125,300	6% ▲	4.07	4.16	-2% ▼
19	Kuwait	26,263	28,708	-9% ▼	71,074	75,630	-6% ▼	2.71	2.63	3% ▲
20	Qatar	25,381	23,169	10% ▲	50,497	47,250	7% ▲	1.99	2.04	-2% ▼
21	South Africa	22,823	16,184	41% ▲	80,931	63,853	27% ▲	3.55	3.95	-10% ▼
22	Russia	22,572	27,254	-17% ▼	101,682	148,497	-32% ▼	4.50	5.45	-17% ▼
23	Palestine	22,429	19,866	13% ▲	41,864	37,285	12% ▲	1.87	1.88	-1% ▼
24	Ireland	22,401	16,176	38% ▲	74,834	64,759	16% ▲	3.34	4.00	-17% ▼
25	Netherlands (Holland)	21,104	20,816	1% ▲	75,266	75,893	-1% ▼	3.57	3.65	-2% ▼



Hotel Establishment Statistics

Regional Summary

Abu Dhabi City	Nov 2015			Year To Date (January - November)		
	2015	2014	Growth Rate %	2015	2014	Growth Rate %
Actual Guest Arrivals	299,331	273,672	9% ▲	3,240,351	2,749,168	18% ▲
Guest Nights	1,103,205	890,280	24% ▲	9,902,081	8,540,083	16% ▲
Average Length of Stay	3.69	3.25	14% ▲	3.06	3.11	-2% ▼
Occupancy Rate %	85%	86%	-2% ▼	76%	75%	1% ▲
Total Revenue	692,569,882	708,895,317	-2% ▼	5,385,255,409	5,051,088,632	7% ▲
ARR	587	628	-7% ▼	428.65	428.77	-0.03% ▼
REV PAR	497	540	-8% ▼	327	324	1% ▲

Al Ain City	Nov 2015			Year To Date (January - November)		
	2015	2014	Growth Rate %	2015	2014	Growth Rate %
Actual Guest Arrivals	28,471	29,376	-3% ▼	327,848	314,341	4% ▲
Guest Nights	56,472	57,404	-2% ▼	662,326	633,644	5% ▲
Average Length of Stay	1.98	1.95	2% ▲	2.02	2.02	0% ►
Occupancy Rate %	63%	69%	-8% ▼	66%	65%	2% ▲
Total Revenue	29,068,623	30,251,654	-4% ▼	324,140,820	316,280,025	2% ▲
ARR	384	404	-5% ▼	391.62	413.05	-5.19% ▼
REV PAR	243	279	-13% ▼	259	267	-3% ▼

Western Region	Nov 2015			Year To Date (January - November)		
	2015	2014	Growth Rate %	2015	2014	Growth Rate %
Actual Guest Arrivals	15,964	8,473	88% ▲	147,919	86,854	70% ▲
Guest Nights	31,149	29,564	5% ▲	318,955	300,248	6% ▲
Average Length of Stay	1.95	3.49	-44% ▼	2.16	3.46	-38% ▼
Occupancy Rate %	71%	68%	5% ▲	66%	70%	-5% ▼
Total Revenue	31,758,024	30,388,819	5% ▲	282,690,180	274,955,124	3% ▲
ARR	799	798	0% ▲	724.07	735.00	-1.49% ▼
REV PAR	568	544	5% ▲	481	512	-6% ▼

Hotel Establishment Statistics

Terms and Definitions

Actual Guest arrivals:

The number of registered guest arrivals (checked-in) including those who occupied complimentary or non-revenue generating rooms either for day-stay or overnight stay.

Guest nights:

The number of nights all guests spent in the hotel regardless of the type of rooms they occupy (single, double, twin, suite, etc)

Room nights:

The number of nights a guestroom is occupied regardless of the number of persons occupying the room.

Total Hotel Inventory:

The total hotel room inventory or hotel room capacity which include all rooms that are available for sale, out-of-order rooms, out-of-service rooms and those utilized for house use.

Available Rooms:

Number of rooms available during the month covered by the report excluding out-of-order (a room status term indicating that a room is scheduled for maintenance, refurbishment, deep cleaning, etc.)

Occupied Rooms:

Number of rooms used daily including complimentary and house use.

Room revenue:

The revenue generated by the hotel by the sold rooms including service charge and taxes.

Food and beverage revenue:**Other revenue:**

The revenue generated by the hotel from all its operation including service charge and taxes.

ARR/ADR:

A ratio that indicates average room rate and to what extent rooms are being up-sold or discounted; calculated by dividing room revenue by the number of rooms sold. Also called average daily rate or ADR
(Note: Should be based on paid rooms only) excluding complimentary and house use but including service

RevPAR:

A calculation used in the hotel industry that measures revenue per available room (total rooms in hotel minus out of service rooms)



Hotel Establishment Statistics

Contacts

Market Intelligence Team

Sabha Al Ameri

Market Intelligence Section Manager

sameri@tcaabudhabi.ae

+971 2 5995233

Noura Al Kaabi

Senior Data & Statistics Analyst

NRKaabi@tcaabudhabi.ae

+971 2 5995711

Shaheera Al Rashedi

Data & Statistics Analyst

SERashedi@tcaabudhabi.ae

+971 2 5995376

