

HOTEL REPORT NOVEMBER 2018



TABLE OF CONTENTS



OVERALL PERFORMANCE

PAGE 1



HOTEL GUESTS

PAGE 2



PERFORMANCE BY REGION

PAGE 3



PERFORMANCE BY STAR RATING

PAGE 4



UPCOMING EVENTS

PAGE 5



DCT NEWS

PAGE 6



GLOSSARY

PAGE 7

NOVEMBER 2018

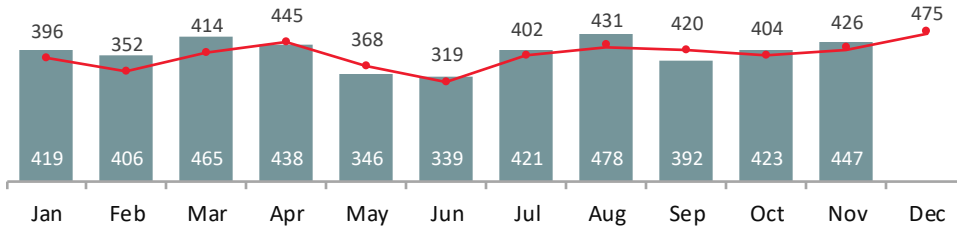
OVERALL PERFORMANCE



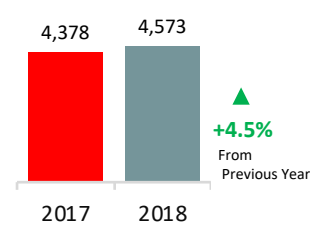
2017 2018

167 Hotels with 32,914 rooms

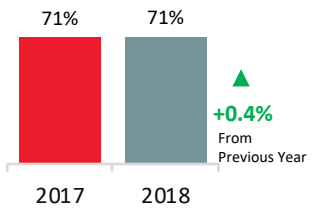
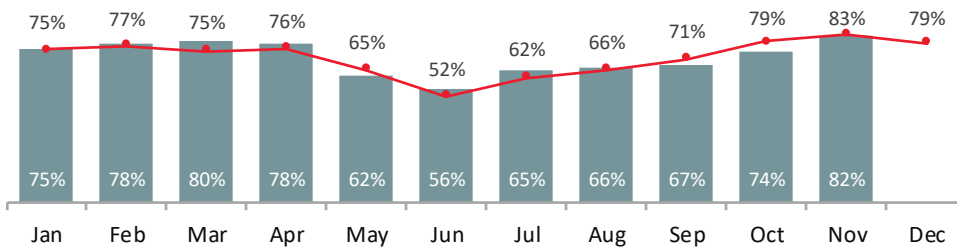
HOTEL GUESTS (000)



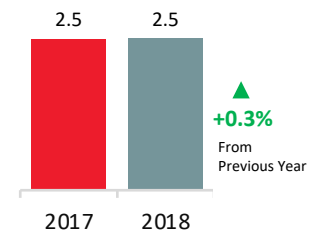
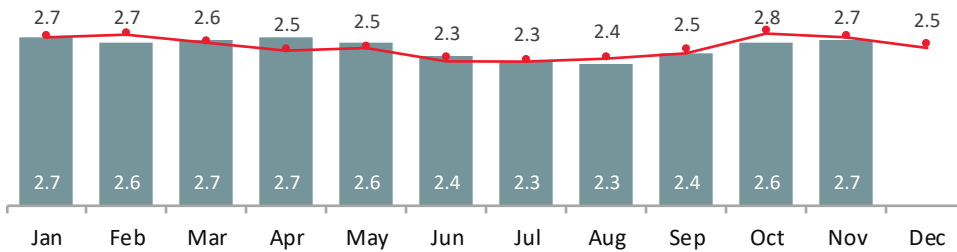
YTD (JAN- NOV)



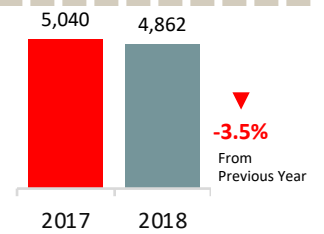
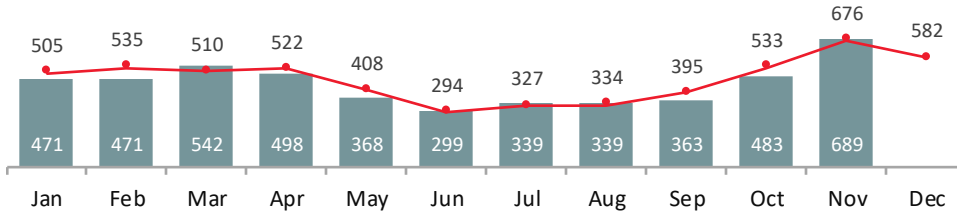
OCCUPANCY RATE



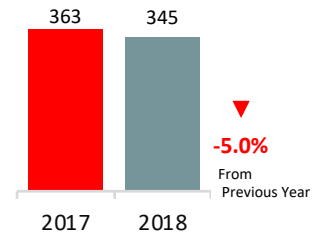
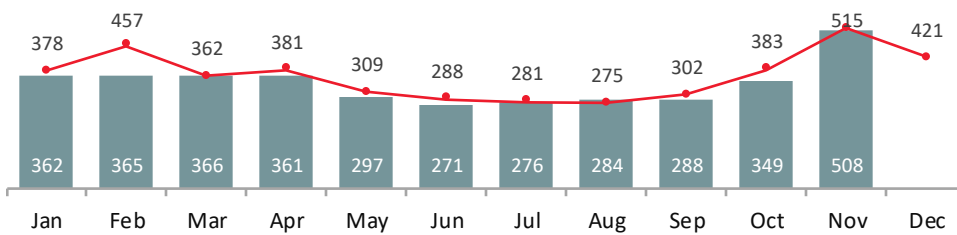
AVERAGE LENGTH OF STAY (ALOS-DAYS)



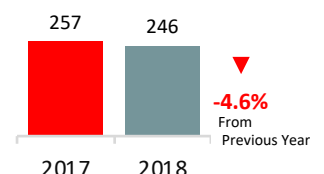
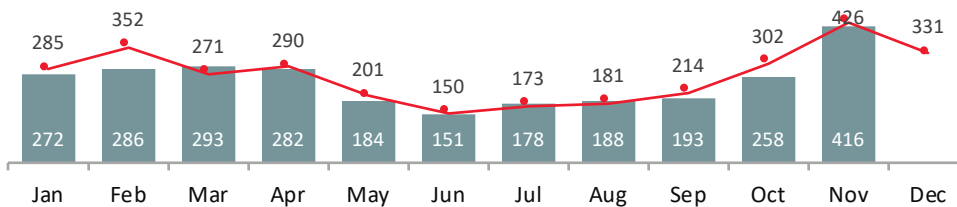
HOTEL TOTAL REVENUE (MILLION UAE)



AVERAGE ROOM RATE (UAE)



REVENUE PER AVAILABLE ROOM (UAE)



NOVEMBER 2018

HOTEL GUESTS



446,685

■ UAE ■ Non UAE

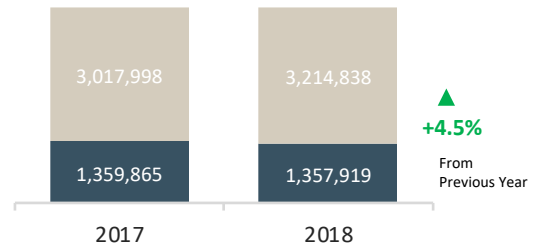
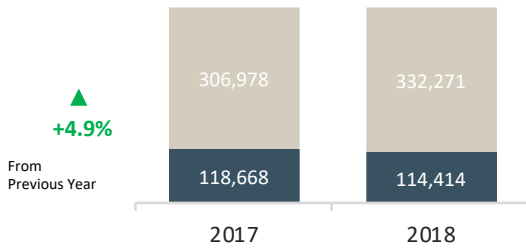
4,572,757

HOTEL GUESTS

NOVEMBER 2018

YTD (JAN- NOV) 2018

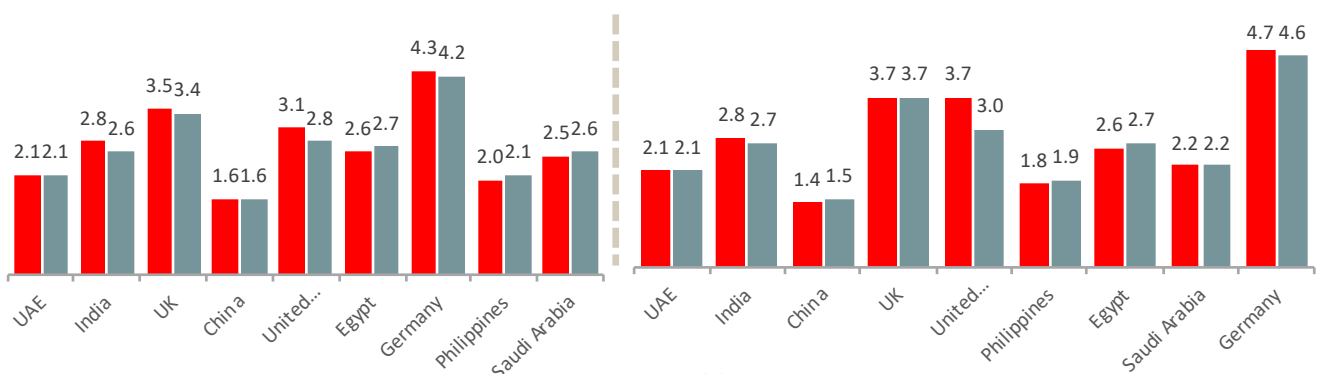
HOTEL GUESTS



TOP NON-UAE NATIONALITIES (000)



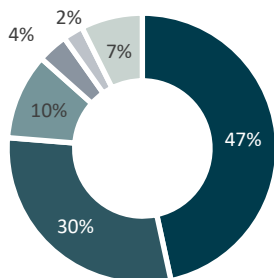
ALOS BY NATIONALITY (DAYS)



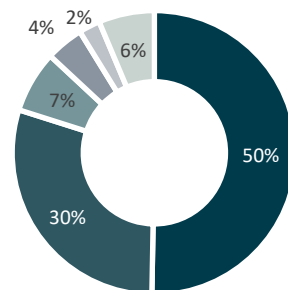
TRIP MAIN PURPOSE

■ Vacations ■ Business ■ Mice ■ VFR ■ Shopping ■ Others

NOVEMBER 2018



YTD 2018

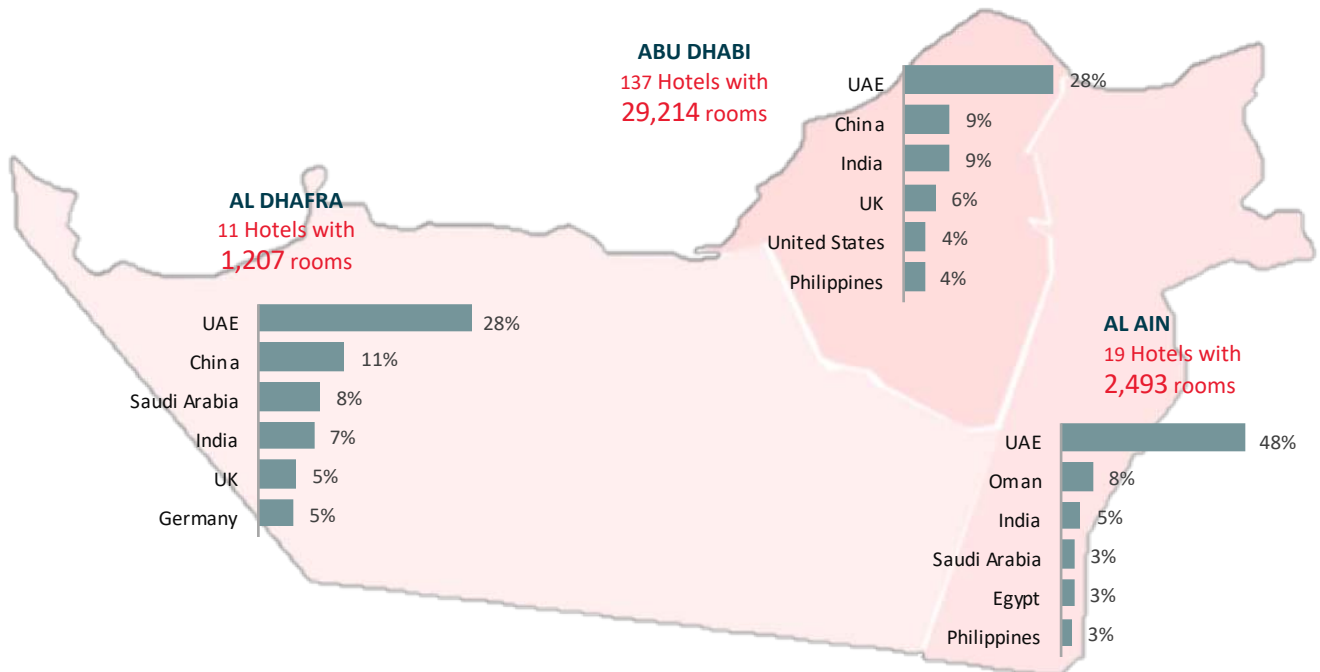


NOVEMBER 2018

PERFORMANCE BY REGION

NOVEMBER 2018	ABU DHABI			AI AIN		AI DHAFRA			
	Actual	% Change vs Previous Year		Actual	% Change vs Previous Year	Actual	% Change vs Previous Year		
GUESTS	389,396	3.8%	▲	44,461	16.0%	▲	12,828	6.4%	▲
OCCUPANCY RATE	84%	-2.7%	▼	68%	12.9%	▲	60%	30.5%	▲
ALOS DAYS	2.7	-1.7%	▼	1.9	0.8%	▲	2.6	25.7%	▲
REVENUES (M AED)	634.6	1.1%	▲	27.2	1.5%	▲	27.6	25.8%	▲
ARR (AED)	515	-1.3%	▼	296	-4.4%	▼	734	-8.2%	▼
REVPAR (AED)	433	-4.0%	▼	200	8.0%	▲	442	19.8%	▲

SUPPLY AND TOP NATIONALITIES - YTD 2018



YTD (JAN- NOV) 2018	ABU DHABI			AI AIN		AI DHAFRA			
	Actual	% Change vs Previous YTD		Actual	% Change vs Previous YTD	Actual	% Change vs Previous YTD		
GUESTS	4,035,088	4.6%	▲	410,004	1.6%	▲	127,665	9.7%	▲
OCCUPANCY RATE	73%	0.5%	▲	58%	-0.3%	▼	45%	-2.5%	▼
ALOS DAYS	2.6	0.5%	▲	1.9	1.6%	▲	2.2	-11.4%	▼
REVENUES (M AED)	4,410.4	-3.3%	▼	263.5	-10.3%	▼	188.0	2.1%	▲
ARR (AED)	344	-4.8%	▼	281	-11.3%	▼	587	1.3%	▲
REVPAR (AED)	252	-4.3%	▼	164	-11.5%	▼	262	-1.3%	▼

NOVEMBER 2018

PERFORMANCE BY STAR RATING



52 HOTELS
14,821 ROOMS



36 HOTELS
7,728 ROOMS



34 HOTELS
4,710 ROOMS

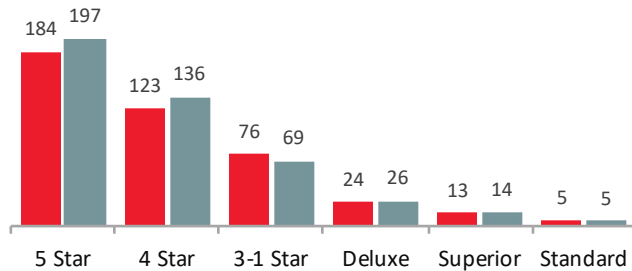
DELUXE
19 HOTELS
3,327 ROOMS

SUPERIOR
14 HOTELS
1,615 ROOMS

STANDARD
12 HOTELS
713 ROOMS

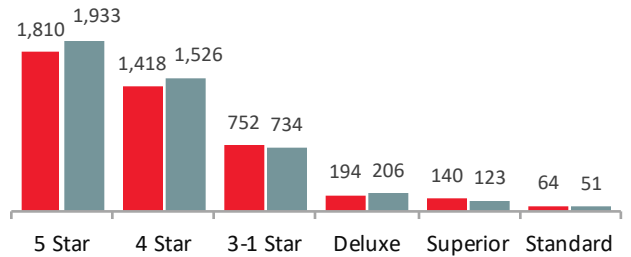
HOTEL GUESTS (000)

■ NOVEMBER 2017 ■ NOVEMBER 2018

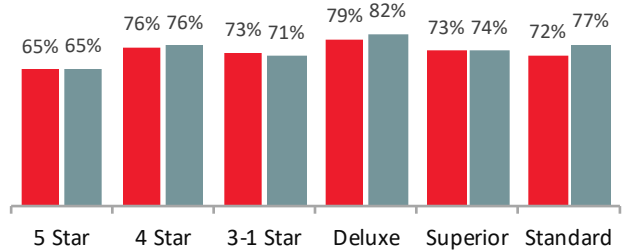
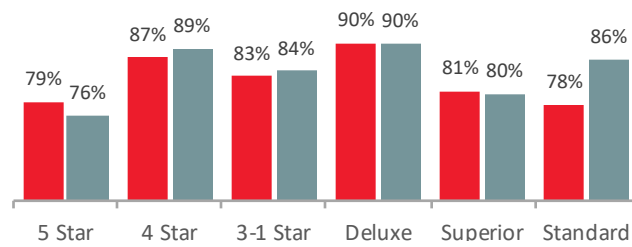


HOTEL GUESTS (000)

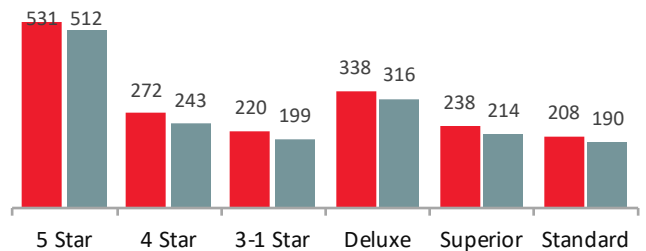
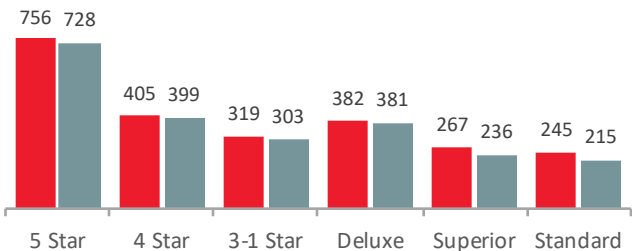
■ YTD 2017 ■ YTD 2018



OCCUPANCY RATE (%)

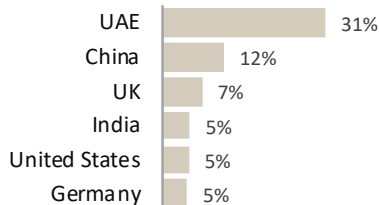


ARR (AED)

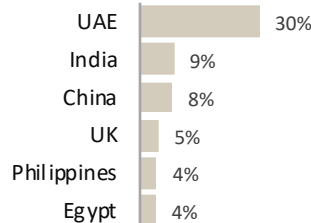


TOP NATIONALITIES YTD - 2018

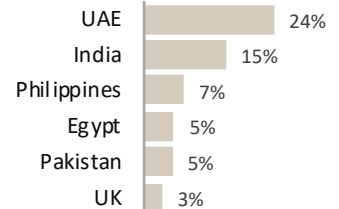
5 Star



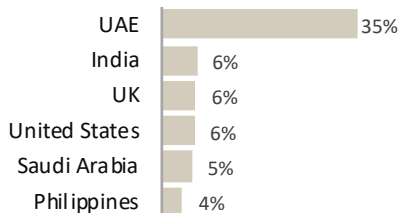
4 Star



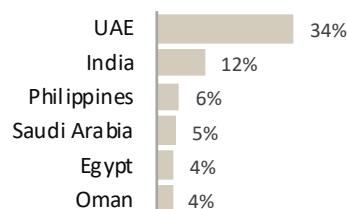
3-1 Star



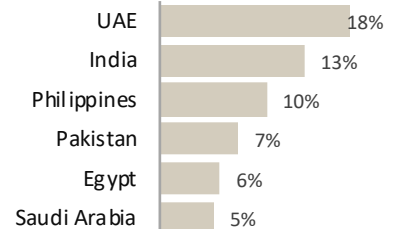
Deluxe



Superior



Standard



NOVEMBER 2018 UPCOMING EVENTS



The Ripe Market
Oct 20, 2018 - Apr 27, 2019
Umm Al Emarat Park, Abu Dhabi



Emirati Traditional Games Exhibition
Nov 01, 2018 - Jul 01, 2019
Al Qattara Arts Centre, Al Ain



Sheikh Zayed Heritage Festival
Nov 30, 2018 - Jan 26, 2019
Al Wathba, Abu Dhabi



**Artists and the Cultural Foundation:
The Early Years**
Dec 07, 2018 - Jun 08, 2019
Cultural Foundation, Abu Dhabi



**'My Quest for Zayed' MAS Collectors
Programme**
Dec 10, 2018 - Jan 17, 2019
Manarat Al Saadiyat, Abu Dhabi



Junior Culture Guide Programme
Dec 16, 2018 - Jan 08, 2019
Sheikh Zayed Grand Mosque, Abu Dhabi



Al Dhafra Festival
Dec 17, 2018 - Jan 01, 2019
Al Dhafra, Abu Dhabi



Abdul Qader Al Rais 50 Years of Art
Dec 20, 2018 - Mar 23, 2019
Manarat Al Saadiyat, Abu Dhabi



Liwa Sport Festival 2019
Dec 27, 2018 - Jan 04, 2019
Tel Moreeb, Al Dhafra



**Umsiyat 2019: Waed Bouhassoun -The
Passion of Poetry**
Jan 08, 2019
Umm Al Emarat Park, Abu Dhabi



Umsiyat 2019: Mugham Soul
Jan 09, 2019
Umm Al Emarat Park, Abu Dhabi



**Abu Dhabi's First Manuscripts Conference
and Exhibition**
Jan 16 - Feb 15, 2019
Manarat Al Saadiyat, Abu Dhabi

For detailed list of events please check <https://abudhabievents.ae>

NOVEMBER 2018 UPCOMING EVENTS



**Sheikh Sultan bin Zayed Al Nahyan
Heritage Festival 2019**
Jan 20 - Feb 02, 2019
Sweihan City, Abu Dhabi



**Joyce DiDonato-In War & Peace: Harmony
Through Music**
Jan 24, 2019
Emirates Palace, Abu Dhabi



Abu Dhabi Publishing Forum 2019
Jan 28 - Jan 30, 2019
Manarat Al Saadiyat, Abu Dhabi



Bayreuth Festival– The Valkyrie
Jan 30 - Feb 01, 2019
Emirates Palace, Abu Dhabi

For detailed list of events please check <https://abudhabievents.ae>

Department of Culture and Tourism – Abu Dhabi coordinates F1 weekend activities:

More than 60,000 race fans converged on the UAE capital for the Formula 1 Etihad Airways Abu Dhabi Grand Prix, which ran from 23rd to 25th November. DCT Abu Dhabi provided an overview of the festivities, so visitors and residents were aware of the entertainment opportunities available to them during the Grand Prix weekend.



Record numbers attend Department of Culture and Tourism – Abu Dhabi's education programme:

An education Programme, held as part of the 5th Traditional Handicrafts Festival and organised by DCT Abu Dhabi, saw a record 19,000 participants attend the event at the Al Qattara Arts Centre in Al Ain in November. The festival featured a wide variety of activities and cultural events including falconry, handicrafts and traditional music performances.

Department of Culture and Tourism – Abu Dhabi celebrates 10th Abu Dhabi Art:

The capital welcomed art aficionados from around the world for the 10th edition of Abu Dhabi Art, organised by DCT Abu Dhabi. The fair included a multitude of exhibitions, art installations, community events, talks, performances and exceptional artwork from 19 countries from across the globe. | This year Abu Dhabi Art also reflected on the vision and values of Sheikh Zayed bin Sultan Al Nahyan, the Founding Father of the UAE, in commemoration of the 'Year of Zayed'; namely tolerance, openness, community investment and cultural dialogue.

The event provided an important sales platform for participating galleries whilst also offering these galleries an opportunity to showcase ambitious installations and site specific works by their artists to an audience of more than 20,000 visitors. The event also offered workshops for different age groups including masterclasses with experts.



Spirit of the Union celebrated by DCT Abu Dhabi:

Abu Dhabi marked the 47th anniversary of the founding of the UAE with a diverse series of events, promotions, and cultural activities across the emirate.

Organised by DCT Abu Dhabi and in partnership with key government and private partners, the activities included a visual show at Zayed Sports City Stadium to honour the life and achievements of the UAE's Founding Father, the late Sheikh Zayed bin Sultan Al Nahyan, whose centennial birth year coincides with the 47th anniversary of the UAE's union.

There were also fireworks displays across the emirate, including one on Abu Dhabi's Corniche, where spectators were able to witness a spectacular show that drew 'UAE 47' over the water and across Abu Dhabi's skyline.

Other notable events included the Sheikh Zayed Heritage Festival, which started at Al Wathba on 30th November and will run until 26th January, 2019.



NOVEMBER 2018

GLOSSARY



Available rooms for sale

Number of rooms available during the month covered by the report excluding out-of-order (a room status term indicating that a room is scheduled for maintenance, refurbishment, deep cleaning, etc.)



Occupied rooms

Number of rooms used on a daily basis including complimentary rooms.



Occupancy Rate, %

Occupancy is the percentage of available rooms that are occupied, calculated by dividing the number of occupied rooms by the available rooms.



Hotel Guests

Number of guests staying in the hotel including those who occupied complimentary or non-revenue generating rooms either for day-stay or overnight-stay.



Guests Nights

Number of night guests spent in the hotel regardless of the type of rooms they occupy.



Average Length of Stay (ALOS)

Average number of nights guests spent in a single stay, calculated by dividing guest nights by hotel guests.



Total revenues

Revenue generated by hotels from all their operations, including service charge and taxes.



Average room (daily) rate
ARR/ADR

A ratio that indicates average room rate and to what extent rooms are being up-sold or discounted; calculated by dividing room revenue by the number of occupied rooms. (excludes complimentary & house use)



Revenue per available room
RevPAR

Revenue per Available rooms, calculated by dividing the total revenues by total rooms in hotel minus out-of-service rooms

Disclaimer:

- All rights are reserved regarding the data contained in the Department of Culture and Tourism – Abu Dhabi (DCT Abu Dhabi) attached report.
- The content and data included in the report are subject to alteration with the emergence of more accurate data or the acquisition of the full required data, in accordance with the requirements of the data updating process or audit conducted in accordance with UAE legislation and procedures.
- DCT Abu Dhabi shall not be held accountable to the requestor or any other parties regarding alterations made to the data or information contained in this report as a result of the updating process, the conducted audit, the emergence of new data obtained from partners' overseas sources, or in any other case.